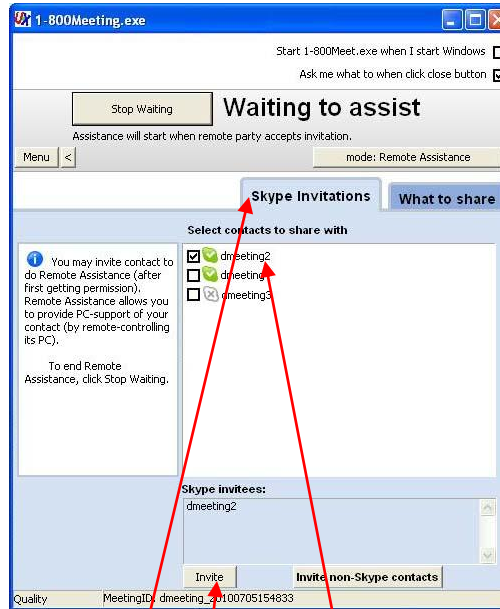
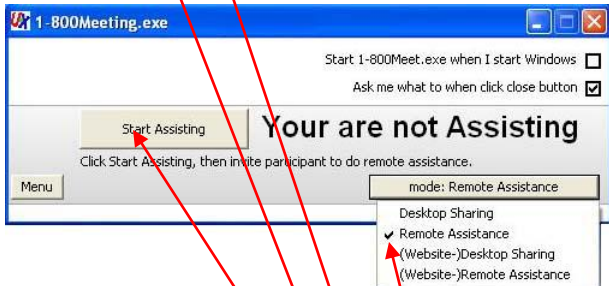
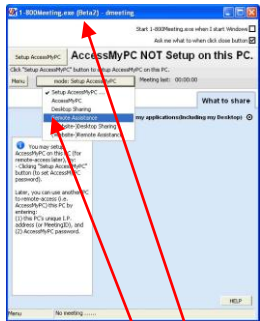


**FREE** Access-My-PC (with File-Transfer),  
**Skype-users remote-assistance (and desktop-**  
**sharing).** Website: - Make web income \$\$\$.



1. You start 1-800Meeting.exe, click-to-choose “**Remote Assistance**” mode, and click “**Start Assisting**” button to display ...

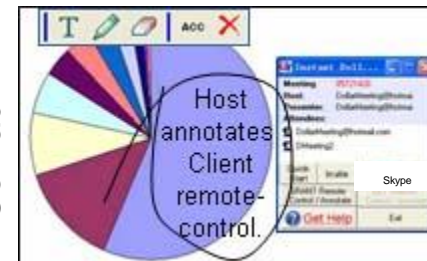
... “**Skype Invitation**” dialog-box. 2. Click-to-select a Skype contact, and click “**Invite**” button to send invitation ...

3. ... to your Skype contact to (a) click Skype message’s meeting-URL-link ...

Contact



Contact



4. ... or (b) click “**Yes**” button on popup-invitation-message of 1-800Meeting.exe (if contact is running latter on its PC-desktop) ...

5. ... to allow your 1-800Meeting PC to remote-assist (contact’s PC).